

Scaled data based on original data using
LM-79-08 Approved Method: Electrical and Photometric Measurements of Solid-
State Lighting Products

Test Report Prepared for
Cooper Lighting Solutions
(formerly Eaton)

Brand: INVUE

Report Number: P597027

Luminaire Tested: **MSA-SA3B-835-U-5WQ**

Issue Date: 5/27/2021

Test Information

Test Method: LM-79-08
Report Number: P597027
TEST IS SCALED FROM IESNA LM-79-08 TEST DATA (G2-1910-543-4)
Test Lab: INNOVATIONS CENTER
Issue Date: 5/27/2021
Manufacturer: COOPER LIGHTING SOLUTIONS (FORMERLY EATON)
Product Line: INVUE
Catalog Number: MSA-SA3B-835-U-5WQ
Description: MESA POST TOP DECORATIVE LUMINAIRE. (3) LIGHTSQUARES WITH 16 LEDS EACH AND TYPE V WIDE OPTICS.
Light Source: -
Ballast/Driver: ELECTRONIC DRIVER

Summary

Lumens per Lamp: N/A
Luminaire Lumens: 13000 lumens
Efficiency: N/A
Efficacy: 103.2 lumens/watt
Luminous Opening: Rectangular (W 1' x L: 1' x H: 0')
IES Classification: Type V - Short
BUG Rating: B4 - U0 - G2

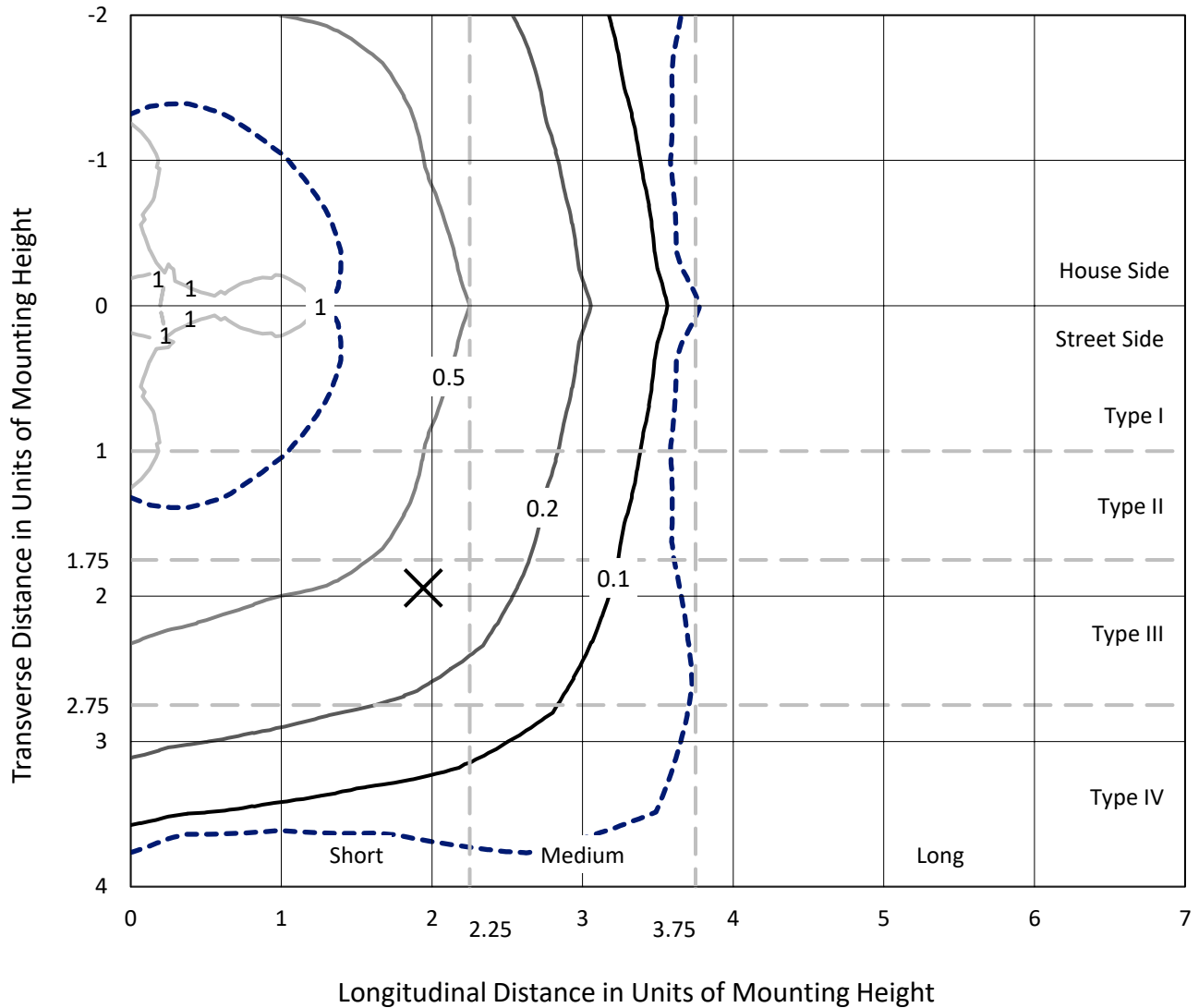
Input Watts (W): 126
Input Voltage (V): NR
Input Current (Ain): NR
Voltage Rise (V): NR
Power Factor: NR
Total Harmonic Distortion (THDi): NR
Frequency (hertz): 60
Stabilization Time: NR
Operation Time: NR
Ambient Temperature (°C): NR
Test Distance: 28.75 FT



REPORT NUMBER: P597027
 CATALOG NUMBER: MSA-SA3B-835-U-5WQ

Iso-Footcandle Lines of Horizontal Illumination

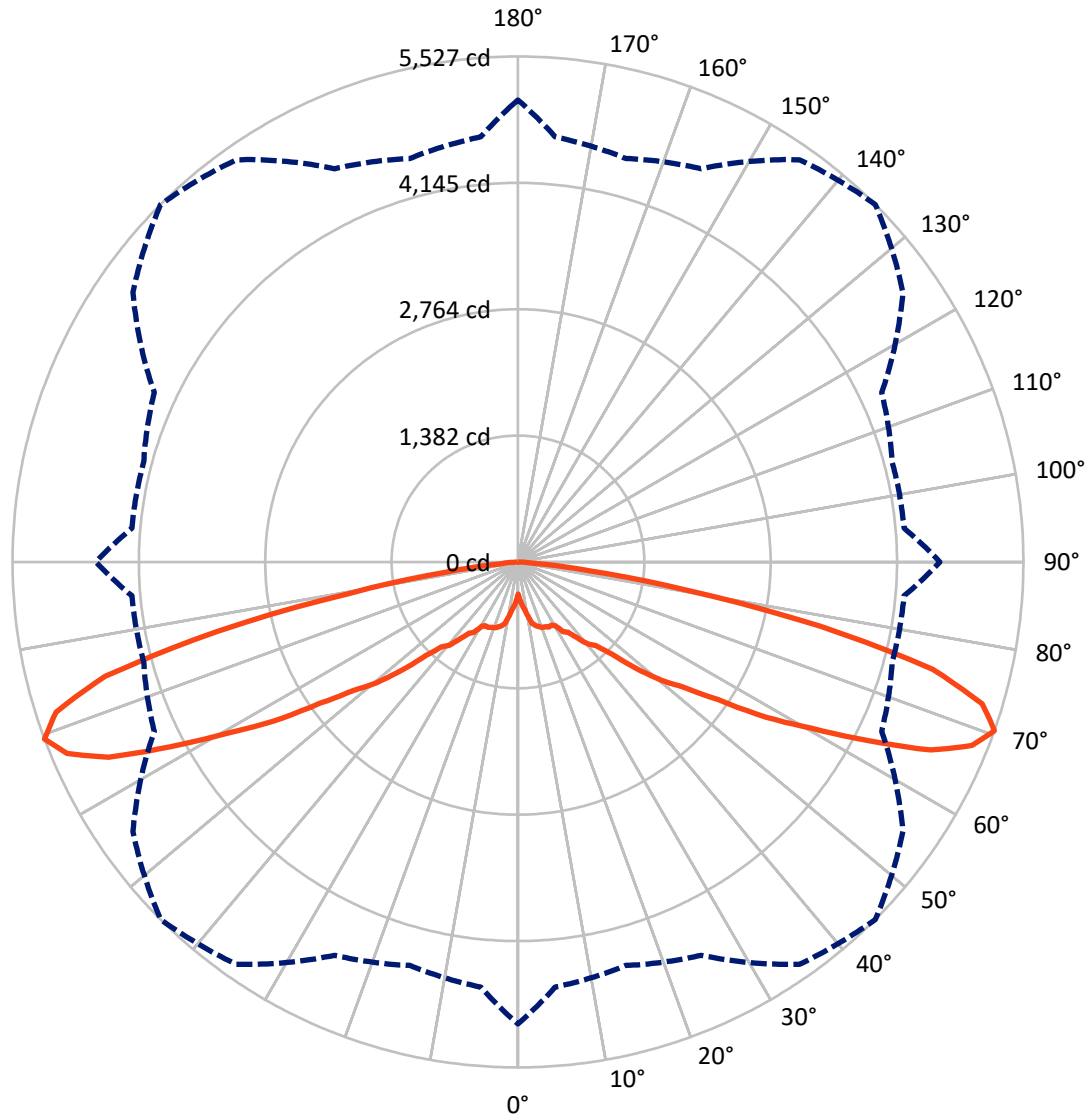
✕ Max cd
 - - - 1/2 Max cd



Based on 25 foot mounting height. Maximum calculated value = 1.1 fc
 Type V - Short - N/A

REPORT NUMBER: P597027
CATALOG NUMBER: MSA-SA3B-835-U-5WQ

Luminous Intensity Polar Plot



— Vertical Plane Through 45-Deg Lateral - - - Horizontal Cone Through 70-Deg Vertical

REPORT NUMBER: P597027

CATALOG NUMBER: MSA-SA3B-835-U-5WQ

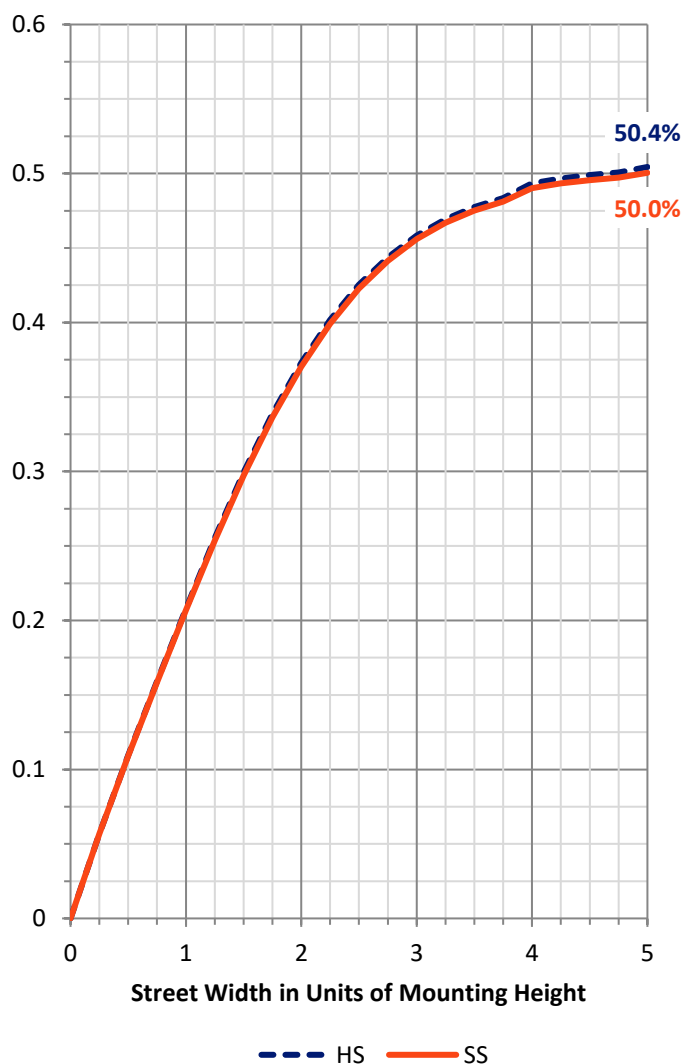
FLUX DISTRIBUTION:

		Downward	Upward	Total
House Side	Lumens	6500.0	0.0	6500.0
	% Fixture	50.0	0.0	50.0
Street Side	Lumens	6500.0	0.0	6500.0
	% Fixture	50.0	0.0	50.0
Total	Lumens	13000.0	0.0	13000.0
	% Fixture	100.0	0.0	100.0

ZONAL LUMENS:

Zone	Lumens	% Fixture
0°-10°	51.1	0.4
10°-20°	204.6	1.6
20°-30°	386.9	3.0
30°-40°	673.9	5.2
40°-50°	1288.3	9.9
50°-60°	2498.1	19.2
60°-70°	4374.3	33.6
70°-80°	3287.5	25.3
80°-90°	235.2	1.8
90°-100°	0.0	0.0
100°-110°	0.0	0.0
110°-120°	0.0	0.0
120°-130°	0.0	0.0
130°-140°	0.0	0.0
140°-150°	0.0	0.0
150°-160°	0.0	0.0
160°-170°	0.0	0.0
170°-180°	0.0	0.0
0°-90°	13000.0	100.0
0°-180°	13000.0	100.0

Coefficient of Utilization



REPORT NUMBER: P597027

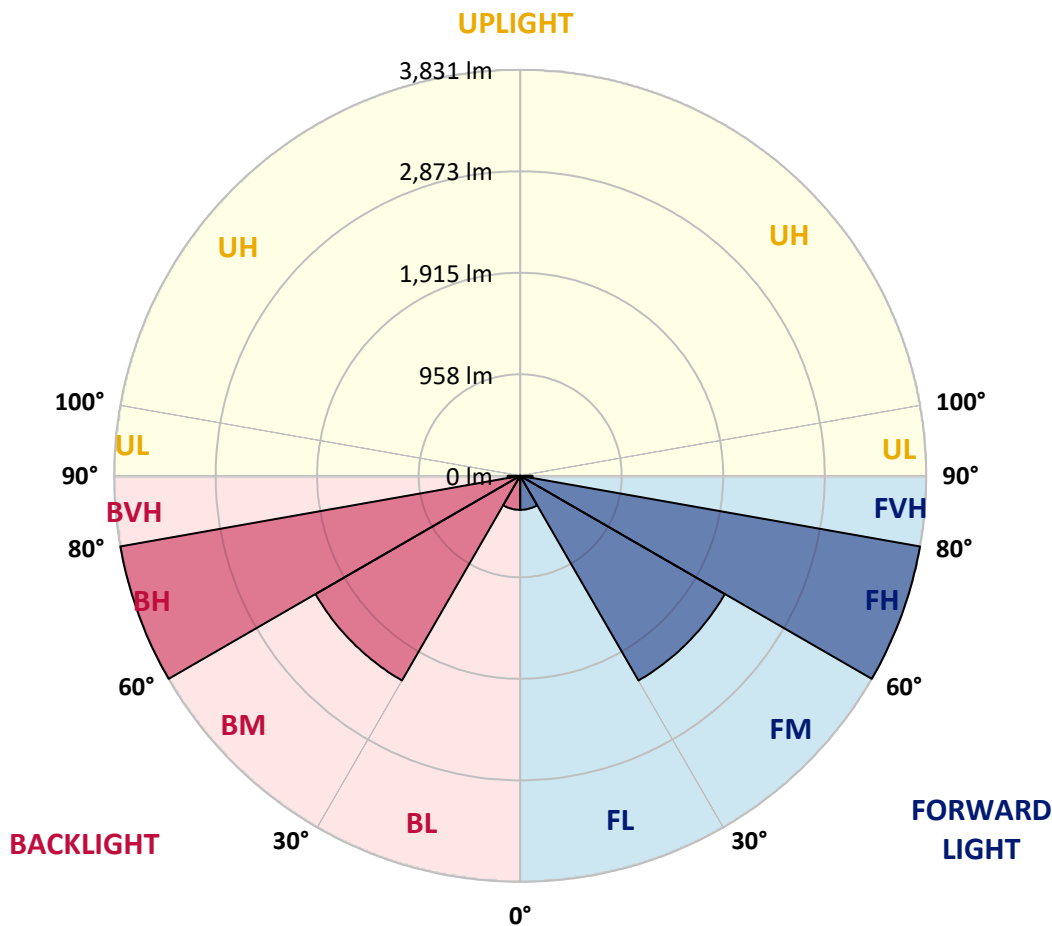
CATALOG NUMBER: MSA-SA3B-835-U-5WQ

LUMINAIRE CLASSIFICATION SYSTEM LUMEN TABLE AND BUG RATING:

Zone	Lumens	% Fixture	Zone Rating/Lumen Limit		
			B	U	G
FL (0°-30°)	321.3	2.5			
FM (30°-60°)	2230.2	17.2			
FH (60°-80°)	3830.9	29.5			G2/5000
FVH (80°-90°)	117.6	0.9			G2/225
BL (0°-30°)	321.3	2.5	B1/500		
BM (30°-60°)	2230.2	17.2	B2/2500		
BH (60°-80°)	3830.9	29.5	B4/5000		G2/5000
BVH (80°-90°)	117.6	0.9			G2/225
UL (90°-100°)	0.0	0.0		U0/0	
UH (100°-180°)	0.0	0.0		U0/0	

BUG Rating: B4-U0-G2

Type V Short





REPORT NUMBER: P597027

CATALOG NUMBER: MSA-SA3B-835-U-5WQ

CANDELA DISTRIBUTION (FULL):

	0°	5°	15°	25°	35°	45°	55°	65°	75°	85°	90°
0°	351.5	351.5	351.5	351.5	351.5	351.5	351.5	351.5	351.5	351.5	351.5
2.5°	427.7	421.1	400.4	401.4	411.0	412.0	413.0	400.4	397.4	423.1	424.6
5°	543.2	528.0	512.9	506.8	497.8	472.5	500.3	503.3	509.4	529.0	538.1
7.5°	620.3	601.7	581.0	568.4	543.7	523.0	545.7	564.3	576.4	598.6	611.2
10°	634.9	623.8	622.8	600.6	596.1	603.7	602.2	602.7	620.8	621.3	628.9
12.5°	680.8	688.9	673.3	665.7	670.2	688.9	673.8	667.2	671.8	692.4	683.9
15°	740.8	750.4	726.7	714.6	702.5	720.2	704.5	716.1	730.8	745.9	738.3
17.5°	807.4	807.9	775.6	730.8	741.3	743.9	738.3	728.7	770.6	806.9	803.4
20°	843.7	843.2	787.7	726.7	758.0	763.5	758.5	725.7	788.8	838.7	837.2
22.5°	881.0	870.0	803.4	754.0	765.6	770.1	758.5	755.5	803.4	873.0	872.5
25°	901.2	910.8	837.7	806.9	797.3	786.7	796.8	801.9	847.8	915.8	896.2
27.5°	964.3	948.6	847.8	844.7	824.6	782.7	817.5	842.2	844.7	954.7	974.8
30°	1021.2	1027.3	893.1	897.7	860.9	807.9	861.9	901.2	908.8	1028.3	1026.3
32.5°	1081.8	1084.3	973.8	926.9	911.3	909.3	888.6	922.9	982.4	1078.2	1082.3
35°	1173.6	1194.2	1046.0	982.9	963.2	943.1	961.2	992.0	1047.5	1191.2	1181.1
37.5°	1383.9	1351.1	1202.8	1072.2	1059.1	1051.0	1065.6	1087.8	1201.3	1354.6	1401.5
40°	1530.6	1515.0	1313.2	1219.9	1137.2	1180.6	1146.3	1232.1	1325.9	1516.0	1546.2
42.5°	1758.1	1688.5	1481.2	1365.7	1280.0	1249.2	1268.4	1380.3	1499.8	1711.7	1771.2
45°	1976.4	1869.0	1691.5	1589.6	1459.5	1427.2	1452.9	1584.6	1722.8	1890.2	1995.1
47.5°	2199.3	2088.4	1893.2	1746.0	1639.5	1735.9	1651.6	1776.7	1914.4	2109.1	2202.4
50°	2430.8	2307.8	2115.1	1954.7	1945.7	2030.9	1930.0	1994.1	2121.7	2323.4	2433.3
52.5°	2696.6	2564.0	2371.3	2262.9	2284.1	2278.5	2258.3	2246.7	2372.3	2570.5	2701.1
55°	3012.8	2869.6	2715.8	2665.8	2724.3	2661.3	2691.0	2687.0	2705.2	2846.9	2999.7
57.5°	3395.1	3233.2	3078.9	3067.8	3142.9	3202.4	3149.5	3073.3	3041.5	3179.2	3354.2
60°	3876.7	3678.0	3508.5	3473.8	3688.1	3687.6	3639.7	3469.2	3457.1	3612.9	3823.7
62.5°	4408.8	4166.7	3981.6	3926.1	4262.0	4299.8	4150.5	3844.9	3907.5	4033.0	4283.2
65°	4860.6	4569.6	4397.2	4382.0	4792.5	4959.5	4629.7	4211.6	4231.7	4336.1	4607.0
67.5°	5155.2	4804.7	4667.5	4740.6	5251.0	5355.4	5048.7	4456.7	4385.1	4428.4	4752.2
70°	5051.8	4666.5	4567.6	4745.1	5369.5	5527.3	5139.0	4388.1	4235.8	4237.8	4614.0
72.5°	4268.6	3901.9	3948.8	4274.6	5089.1	5310.5	4721.4	3963.4	3651.8	3644.2	3985.6
75°	2822.7	2577.6	2762.7	3270.5	4230.7	4683.6	3912.0	3106.6	2715.8	2588.7	2852.4
77.5°	1234.6	1203.3	1359.1	1933.1	2884.2	3375.4	2802.5	2029.4	1477.2	1228.5	1342.0
80°	330.8	323.8	406.5	733.3	1404.0	1858.9	1516.5	809.4	422.6	307.6	326.3
82.5°	120.5	123.6	150.8	205.3	462.5	782.7	503.8	236.5	159.9	131.1	131.1
85°	52.4	50.9	73.1	82.2	126.1	177.0	144.7	100.4	80.7	60.5	58.0
87.5°	14.1	17.7	24.7	25.7	32.8	26.7	38.3	35.3	30.3	21.2	17.1
90°	0.0	0.0	0.0	0.0	0.0	0.0	0.0	0.0	0.0	0.0	0.0

(END OF REPORT)